


AlphaTales

Aa

The Adventures of Abby Alligator

BY MARIA FLEMING








ILLUSTRATED BY MATT PHILLIPS



Reading Tips

A a

Here are some quick and fun ways to use this story to help children build important alphabet recognition skills.

-  Ask children to find big A and small a at the top of the front cover. Review the long A/a and short A/a sounds with children. Can they find three words in the title that begin with the letter A/a? Read the title aloud, emphasizing the A/a sound as appropriate.
-  Flip the book over and read the story summary on the back cover. Ask children to point out words they hear or see that begin with A/a. Explain that the story you are about to read includes many more words that begin with the letter A/a. Can they help you find them?
-  Read the story aloud once for pleasure and enjoy together the whimsical illustrations. Then reread the book, emphasizing the initial A/a sound in the appropriate words. Ask children to listen closely for and identify all the words that start with A/a. Point out these words in the text, and make a list of them.
-  Write each of the words from your list on an unlined index card. Read each word on the cards aloud with children. On another reading of the story, children can match the words on the index cards with the words in the story.
-  Pages 14-15 of the book depict a busy scene full of A/a words. Some of these words have been introduced in the story, but a few are new. Ask children to find as many A/a words as they can. Add any new words to your list. The A/a words depicted in the scene include: alligator, apples, ants, acorns, aardvark, artist, astronaut, airplane. (Children may come up with other A/a words on their own!)
-  Read aloud the cheer on page 16 several times, with lots of energy and enthusiasm. Invite children to join you in reciting the cheer when they feel ready. Encourage them to find any new A/a words in the cheer. Again, add these words to your list.
-  Don't let your exploration of the letter A/a end with the story! Display your list of words in a place where children can easily see it. During the rest of the day or week, children can add new A/a words that they encounter in other books, on signs, on food labels, and so on.